

## Luminaire Photograph



Light Output Ratio:	79.0%	
Luminaire Power:	16.47 W	
SHR Nominal:	0.00	Calculated using the TM5
SHR Maximum:	0.30	fine grid method.

C Range: 0 - 360DEG  
C Interval: 30.0DEG  
Test Speed: HIGH  
Temperature: 25.3 °C  
Operators: zoe  
Test Date: 2023-9-16

γ Range: 0 - 180DEG  
γ Interval: 1.0DEG  
Test System: EVERFINE GO-SPEX500\_V1 SYSTEM V2.00.461  
Humidity: 65.0%  
Test Distance: 3.160m [K=1.0000]  
Remarks: LAMP: CMA1306-0000-000N0U0A30G Ra:90  
REFLECTOR: PM-1092A 24R  
DRIVER: 9290 028 088 350mA  
30minutes warm-up

## LUMINOUS INTENSITY DISTRIBUTION DIAGRAM

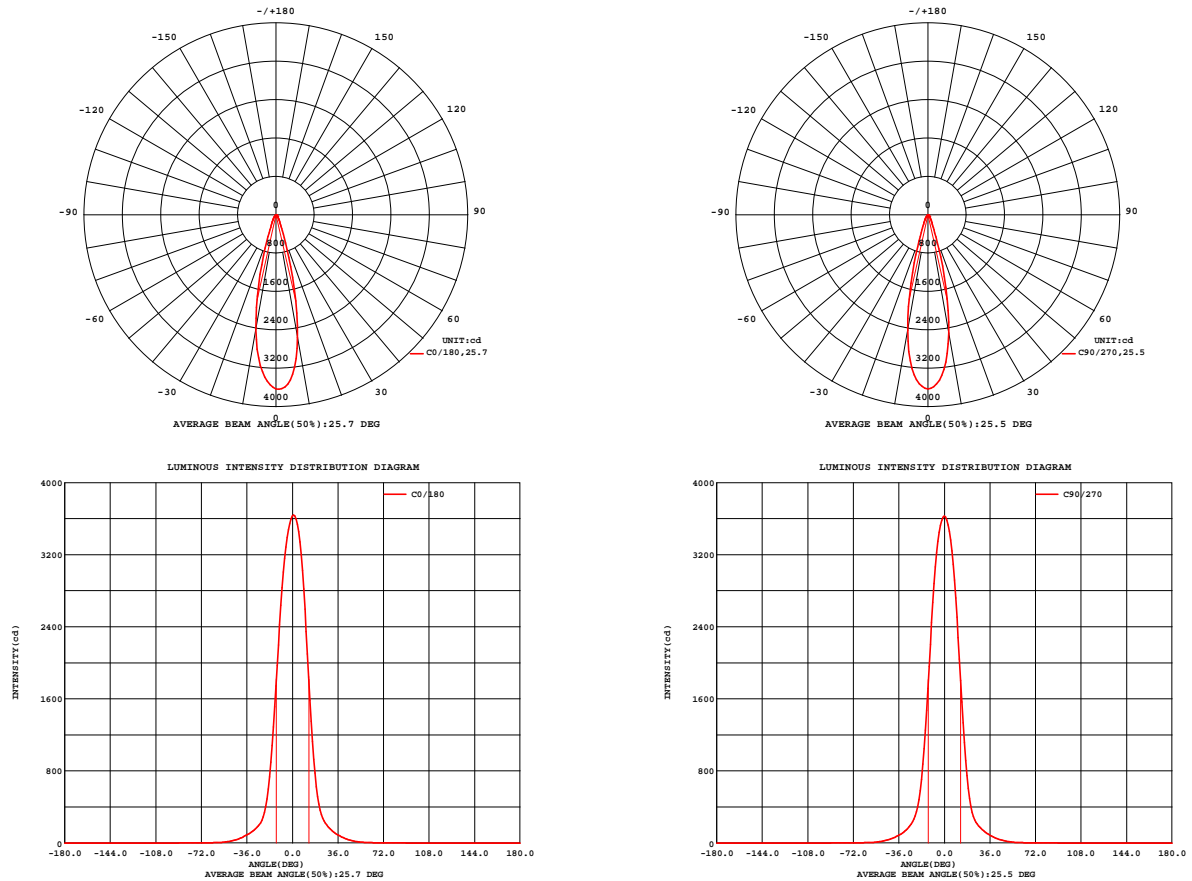


Fig. C0/C180

Fig. C90/C270

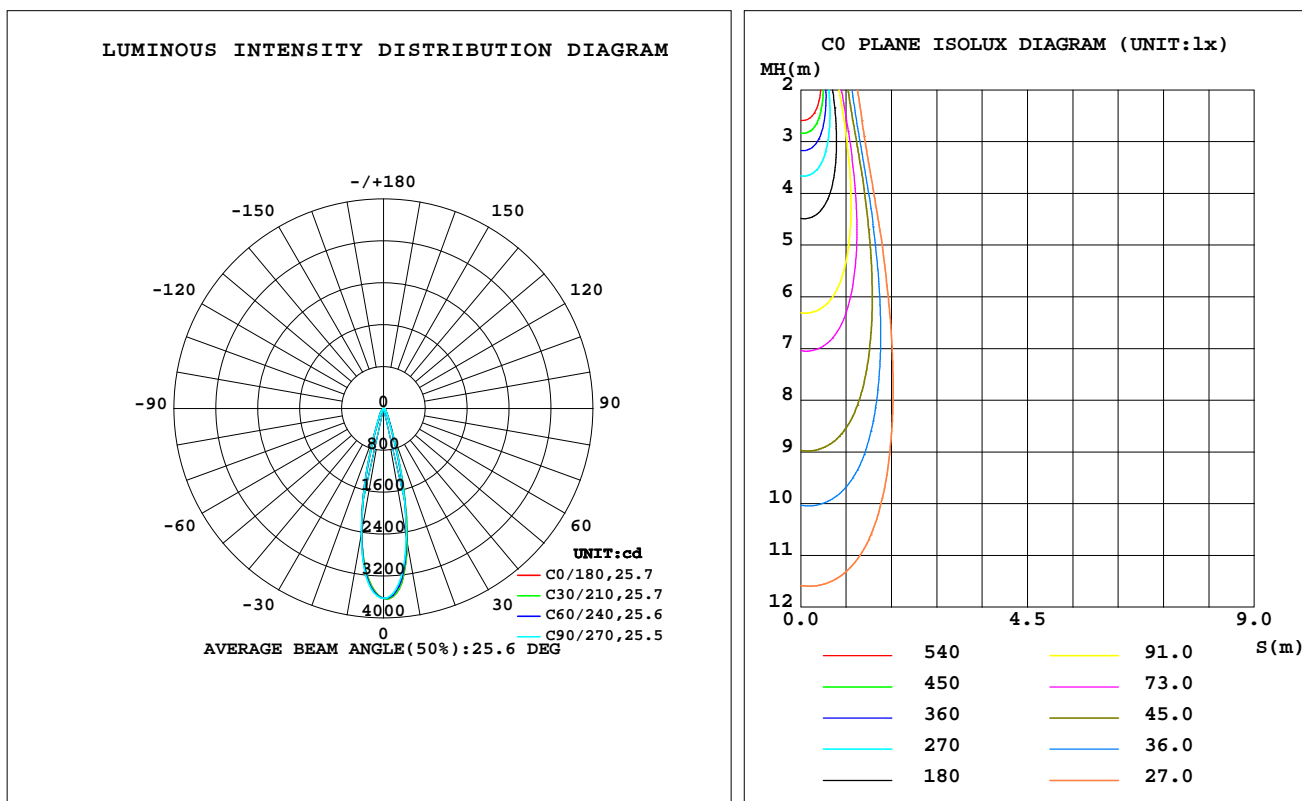
C Range: 0 - 360DEG  
C Interval: 30.0DEG  
Test Speed: HIGH  
Temperature: 25.3 °C  
Operators: zoe  
Test Date: 2023-9-16

γ Range: 0 - 180DEG  
γ Interval: 1.0DEG  
Test System: EVERFINE GO-SPEX500\_V1 SYSTEM V2.00.461  
Humidity: 65.0%  
Test Distance: 3.160m [K=1.0000]  
Remarks: LAMP: CMA1306-0000-000N0U0A30G Ra: 90  
REFLECTOR: PM-1092A 24R  
DRIVER: 9290 028 088 350mA  
30minutes warm-up

## LUMINAIRE PHOTOMETRIC TEST REPORT

Test:U:220.18V I:0.0758A P:16.467W PF:0.9854 Freq:49.99Hz Lamp Flux:1099.47x1 lm		
NAME: 2118.579-ACOT-36R	TYPE:	WEIGHT:
SPEC.: 3000K	DIM.:	SERIAL No.: 2309161155
MFR.: RISE	SUR.: 0.00138474m2	Shielding Angle:

DATA OF LAMP		PHOTOMETRIC DATA Eff: 52.77 lm/W			
MODEL	CREE	I <sub>max</sub> (cd)	3638	S/MH(C0/180)	0.41
NOMINAL POWER(W)	16	LOR(%)	79.0	S/MH(C90/270)	0.41
RATED VOLTAGE(V)	220	TOTAL FLUX(lm)	869.06	η UP,DN(C0-180)	0.0,40.1
NOMINAL FLUX(lm)	1099.47	CIE CLASS	DIRECT	η UP,DN(C180-360)	0.0,39.0
LAMPS INSIDE	1	η up(%)	0.0	CIBSE SHR NOM	0.00
TEST VOLTAGE(V)	220	η down(%)	79.0	CIBSE SHR MAX	0.30



C Range: 0 - 360DEG  
C Interval: 30.0DEG  
Test Speed: HIGH  
Temperature:25.3℃  
Operators:zoe  
Test Date:2023-9-16

γ Range: 0 - 180DEG  
γ Interval: 1.0DEG  
Test System:EVERFINE GO-SPEX500\_V1 SYSTEM V2.00.461  
Humidity:65.0%  
Test Distance:3.160m [K=1.0000]  
Remarks: LAMP:CMA1306-0000-000N0U0A30G Ra:90  
REFLECTOR:PM-1092A 24R  
DRIVER:9290 028 088 350mA  
30minutes warm-up

## ZONAL FLUX DIAGRAM

### ZONAL FLUX DIAGRAM:

$\gamma$	C0	C45	C90	C135	C180	C225	C270	C315	$\gamma$	$\Phi$ zone	$\Phi$ total	%lum,lamp
10	2596	2569	2506	2470	2422	2422	2447	2512	0- 10	293.2	293.2	33.7,26.7
20	515.0	507.8	494.7	502.6	489.5	481.4	482.5	498.4	10- 20	357.7	650.9	74.9,59.2
30	153.6	153.1	147.8	144.6	145.5	145.7	145.4	148.0	20- 30	116.9	767.9	88.4,69.8
40	60.67	60.36	59.06	57.45	59.20	58.44	57.62	57.31	30- 40	60.86	828.8	95.4,75.4
50	17.52	17.69	16.98	16.54	17.34	16.93	16.65	16.21	40- 50	26.35	855.1	98.4,77.8
60	4.547	4.490	4.132	4.205	4.293	4.314	4.393	4.554	50- 60	7.902	863.0	99.3,78.5
70	2.379	2.343	2.258	2.240	2.257	2.262	2.305	2.368	60- 70	3.164	866.2	99.7,78.8
80	1.515	1.499	1.462	1.404	1.391	1.410	1.457	1.481	70- 80	1.915	868.1	99.9,79
90	0	0	0	0	0	0	0	0	80- 90	0.9774	869.1	100,79
100	0	0	0	0	0	0	0	0	90-100	0	869.1	100,79
110	0	0	0	0	0	0	0	0	100-110	0	869.1	100,79
120	0	0	0	0	0	0	0	0	110-120	0	869.1	100,79
130	0	0	0	0	0	0	0	0	120-130	0	869.1	100,79
140	0	0	0	0	0	0	0	0	130-140	0	869.1	100,79
150	0	0	0	0	0	0	0	0	140-150	0	869.1	100,79
160	0	0	0	0	0	0	0	0	150-160	0	869.1	100,79
170	0	0	0	0	0	0	0	0	160-170	0	869.1	100,79
180	0	0	0	0	0	0	0	0	170-180	0	869.1	100,79
DEG	LUMINOUS INTENSITY:cd									UNIT:lm		

C Range: 0 - 360DEG  
C Interval: 30.0DEG  
Test Speed: HIGH  
Temperature:25.3℃  
Operators:zoe  
Test Date:2023-9-16

$\gamma$  Range: 0 - 180DEG  
 $\gamma$  Interval: 1.0DEG  
Test System:EVERFINE GO-SPEX500\_V1 SYSTEM V2.00.461  
Humidity:65.0%  
Test Distance:3.160m [K=1.0000]  
Remarks: LAMP:CMA1306-0000-000N0U0A30G Ra:90  
REFLECTOR:PM-1092A 24R  
DRIVER:9290 028 088 350mA  
30minutes warm-up

### LUMINANCE LIMITATION CURVES

Test:U:220.18V I:0.0758A P:16.467W PF:0.9854 Freq:49.99Hz  
Lamp Flux:1099.47x1 lm

NAME: 2118.579-ACOT-36R

TYPE:

WEIGHT:

SPEC.: 3000K

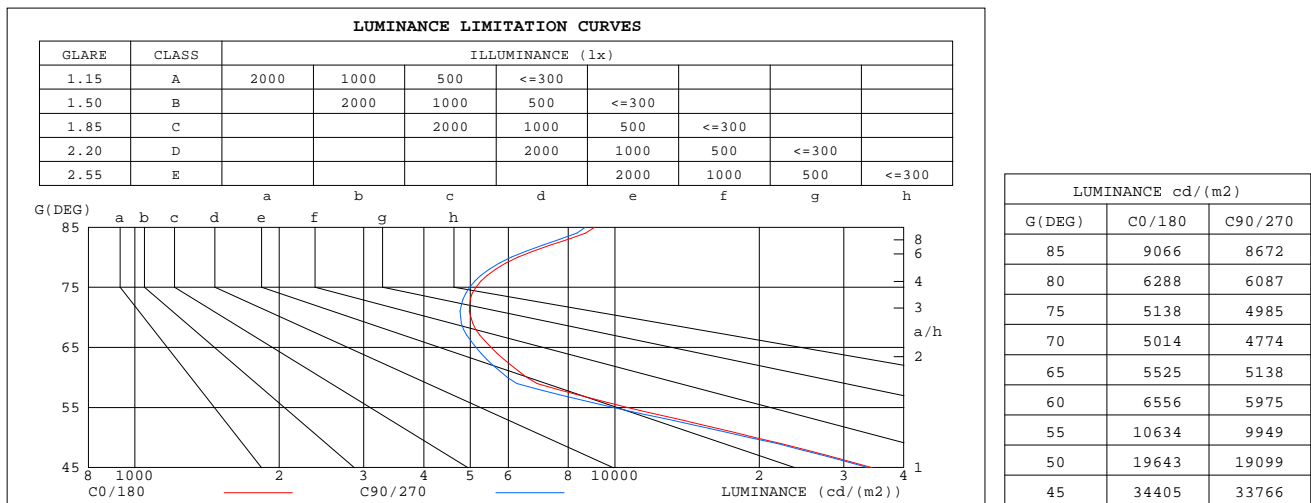
DIM.:

SERIAL No.: 2309161155

MFR.: RISE

SUR.: 0.00138474m2

Shielding Angle:



C Range: 0 - 360DEG  
C Interval: 30.0DEG  
Test Speed: HIGH  
Temperature:25.3℃  
Operators:zoe  
Test Date:2023-9-16

γ Range: 0 - 180DEG  
γ Interval: 1.0DEG  
Test System:EVERFINE GO-SPEX500\_V1 SYSTEM V2.00.461  
Humidity:65.0%  
Test Distance:3.160m [K=1.0000]  
Remarks: LAMP:CMA1306-0000-000N0U0A30G Ra:90  
REFLECTOR:PM-1092A 24R  
DRIVER:9290 028 088 350mA  
30minutes warm-up

## CU AND LUMINAIRE BUDGETARY ESTIMATE DIAGRAM

Test:U:220.18V I:0.0758A P:16.467W PF:0.9854 Freq:49.99Hz  
Lamp Flux:1099.47x1 lm

NAME: 2118.579-ACOT-36R

TYPE:

WEIGHT:

SPEC.: 3000K

DIM.:

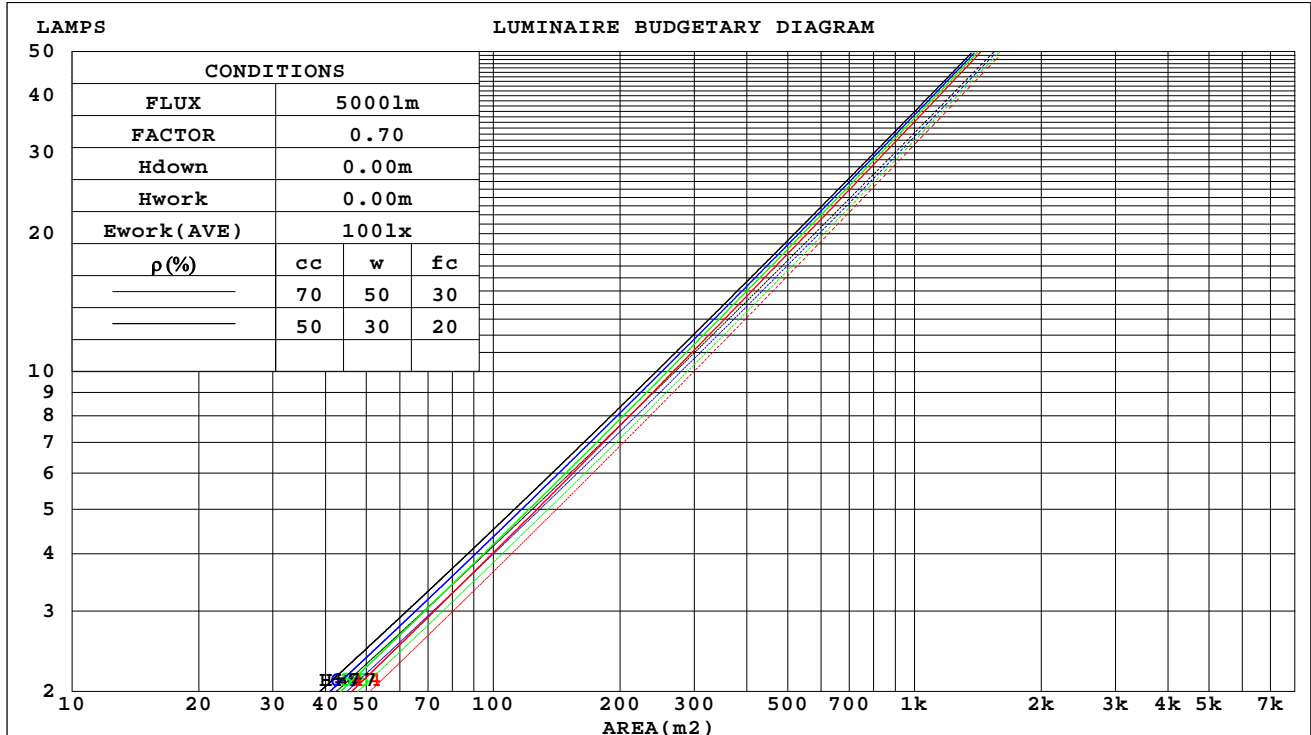
SERIAL No.: 2309161155

MFR.: RISE

SUR.: 0.00138474m2

Shielding Angle:

$\rho_{cc}$	80%			70%			50%			30%			10%			0
$\rho_w$	50%	30%	10%	50%	30%	10%	50%	30%	10%	50%	30%	10%	50%	30%	10%	0
$\rho_{fc}$	20%			20%			20%			20%			20%			0
RCR	RCR:Room Cavity Ratio Coefficients of Utilization(CU)															
0.0	.94	.94	.94	.92	.92	.92	.88	.88	.88	.84	.84	.84	.81	.81	.81	.79
1.0	.89	.87	.86	.87	.86	.84	.84	.83	.82	.81	.80	.79	.78	.78	.77	.76
2.0	.84	.82	.80	.83	.81	.79	.81	.79	.77	.78	.77	.75	.76	.75	.74	.73
3.0	.80	.77	.75	.79	.77	.74	.77	.75	.73	.76	.74	.72	.74	.72	.71	.70
4.0	.77	.74	.71	.76	.73	.71	.74	.72	.70	.73	.71	.69	.72	.70	.68	.67
5.0	.74	.70	.68	.73	.70	.67	.72	.69	.67	.71	.68	.66	.69	.67	.66	.65
6.0	.71	.67	.65	.70	.67	.65	.69	.66	.64	.68	.66	.64	.67	.65	.64	.63
7.0	.68	.65	.62	.68	.65	.62	.67	.64	.62	.66	.64	.62	.66	.63	.61	.61
8.0	.66	.63	.60	.66	.62	.60	.65	.62	.60	.64	.62	.60	.64	.61	.60	.59
9.0	.64	.61	.58	.64	.61	.58	.63	.60	.58	.63	.60	.58	.62	.60	.58	.57
10.0	.62	.59	.57	.62	.59	.57	.61	.58	.56	.61	.58	.56	.60	.58	.56	.55



C Range: 0 - 360DEG  
C Interval: 30.0DEG  
Test Speed: HIGH  
Temperature:25.3℃  
Operators:zoe  
Test Date:2023-9-16

$\gamma$  Range: 0 - 180DEG  
 $\gamma$  Interval: 1.0DEG  
Test System:EVERFINE GO-SPEX500\_V1 SYSTEM V2.00.461  
Humidity:65.0%  
Test Distance:3.160m [K=1.0000]  
Remarks: LAMP:CMA1306-0000-000N0U0A30G Ra:90  
REFLECTOR:PM-1092A 24R  
DRIVER:9290 028 088 350mA  
30minutes warm-up

### WEC AND CCEC

Test:U:220.18V I:0.0758A P:16.467W PF:0.9854 Freq:49.99Hz Lamp Flux:1099.47x1 lm		
NAME: 2118.579-ACOT-36R	TYPE:	WEIGHT:
SPEC.: 3000K	DIM.:	SERIAL No.: 2309161155
MFR.: RISE	SUR.: 0.00138474m2	Shielding Angle:

pcc	80%			70%			50%			30%			10%			0
pw	50%	30%	10%	50%	30%	10%	50%	30%	10%	50%	30%	10%	50%	30%	10%	0
pfc	20%			20%			20%			20%			20%			0
RCR	RCR:Room Cavity Ratio						Wall Exitance Coefficients(WEC)									
0.0																
1.0	.115	.066	.021	.110	.063	.020	.100	.058	.018	.091	.053	.017	.083	.048	.015	
2.0	.107	.059	.018	.103	.057	.017	.095	.053	.016	.087	.049	.015	.081	.046	.014	
3.0	.100	.053	.016	.097	.052	.016	.090	.049	.015	.084	.046	.014	.078	.043	.013	
4.0	.094	.049	.014	.091	.048	.014	.085	.045	.014	.080	.043	.013	.075	.041	.012	
5.0	.089	.045	.013	.086	.044	.013	.081	.042	.012	.077	.040	.012	.072	.039	.012	
6.0	.084	.042	.012	.082	.041	.012	.077	.040	.012	.073	.038	.011	.070	.037	.011	
7.0	.080	.039	.011	.078	.039	.011	.074	.037	.011	.070	.036	.011	.067	.035	.010	
8.0	.076	.037	.010	.074	.036	.010	.071	.035	.010	.068	.034	.010	.065	.033	.010	
9.0	.072	.035	.010	.071	.035	.010	.068	.034	.010	.065	.033	.009	.063	.032	.009	
10.0	.069	.033	.009	.068	.033	.009	.065	.032	.009	.063	.031	.009	.061	.030	.009	

pcc	80%			70%			50%			30%			10%			0
pw	50%	30%	10%	50%	30%	10%	50%	30%	10%	50%	30%	10%	50%	30%	10%	0
pfc	20%			20%			20%			20%			20%			0
RCR	RCR:Room Cavity Ratio						Ceiling Cavity Exitance Coefficients(CCEC)									
0.0	.151	.151	.151	.129	.129	.129	.088	.088	.088	.050	.050	.050	.016	.016	.016	
1.0	.134	.125	.116	.114	.107	.100	.078	.074	.069	.045	.043	.040	.014	.014	.013	
2.0	.120	.105	.092	.103	.090	.080	.070	.062	.056	.041	.036	.033	.013	.012	.011	
3.0	.108	.090	.075	.093	.077	.065	.064	.054	.045	.037	.031	.027	.012	.010	.009	
4.0	.099	.078	.061	.085	.067	.053	.058	.047	.038	.034	.027	.022	.011	.009	.007	
5.0	.091	.068	.051	.078	.059	.045	.054	.041	.031	.031	.024	.019	.010	.008	.006	
6.0	.084	.060	.043	.072	.052	.038	.050	.036	.027	.029	.021	.016	.009	.007	.005	
7.0	.078	.054	.037	.067	.047	.032	.046	.033	.023	.027	.019	.014	.009	.006	.004	
8.0	.073	.048	.032	.063	.042	.028	.043	.029	.020	.025	.017	.012	.008	.006	.004	
9.0	.068	.044	.028	.059	.038	.024	.041	.027	.017	.024	.016	.010	.008	.005	.003	
10.0	.064	.040	.024	.055	.035	.021	.038	.025	.015	.022	.015	.009	.007	.005	.003	

C Range: 0 - 360DEG  
C Interval: 30.0DEG  
Test Speed: HIGH  
Temperature:25.3℃  
Operators:zoe  
Test Date:2023-9-16

γ Range: 0 - 180DEG  
γ Interval: 1.0DEG  
Test System:EVERFINE GO-SPEX500\_V1 SYSTEM V2.00.461  
Humidity:65.0%  
Test Distance:3.160m [K=1.0000]  
Remarks: LAMP:CMA1306-0000-000N0U0A30G Ra:90  
REFLECTOR:PM-1092A 24R  
DRIVER:9290 028 088 350mA  
30minutes warm-up

## UGR(Unified Glare Rating) Table

Test:U:220.18V I:0.0758A P:16.467W PF:0.9854 Freq:49.99Hz Lamp Flux:1099.47x1 lm										
NAME: 2118.579-ACOT-36R					TYPE:			WEIGHT:		
SPEC.: 3000K					DIM.:			SERIAL No.: 2309161155		
MFR.: RISE					SUR.: 0.00138474m2			Shielding Angle:		
ceiling/cavity	0.7	0.7	0.5	0.5	0.3	0.7	0.7	0.5	0.5	0.3
walls	0.5	0.3	0.5	0.3	0.3	0.5	0.3	0.5	0.3	0.3
working plane	0.2	0.2	0.2	0.2	0.2	0.2	0.2	0.2	0.2	0.2
Room dimensions	Viewed crosswise					Viewed endwise				
x = 2H y = 2H	16.5	17.2	16.7	17.3	17.5	16.3	17.0	16.5	17.2	17.3
3H	16.5	17.1	16.7	17.3	17.5	16.3	16.9	16.5	17.1	17.3
4H	16.5	17.1	16.7	17.3	17.5	16.3	16.9	16.5	17.1	17.3
6H	16.5	17.1	16.8	17.3	17.5	16.3	16.9	16.6	17.1	17.3
8H	16.5	17.1	16.8	17.3	17.6	16.3	16.9	16.6	17.1	17.4
12H	16.6	17.1	16.9	17.4	17.6	16.4	16.9	16.7	17.2	17.4
4H 2H	16.3	17.0	16.6	17.2	17.4	16.2	16.8	16.4	17.0	17.2
3H	16.3	16.9	16.6	17.1	17.4	16.2	16.7	16.5	17.0	17.2
4H	16.4	16.9	16.7	17.2	17.5	16.2	16.7	16.5	17.0	17.3
6H	16.4	16.9	16.8	17.2	17.6	16.3	16.7	16.6	17.0	17.4
8H	16.5	16.9	16.9	17.3	17.6	16.3	16.8	16.7	17.1	17.5
12H	16.6	17.0	17.0	17.4	17.8	16.4	16.8	16.8	17.2	17.6
8H 4H	16.3	16.7	16.7	17.0	17.4	16.1	16.5	16.5	16.9	17.2
6H	16.4	16.8	16.9	17.2	17.6	16.3	16.6	16.7	17.0	17.4
8H	16.6	16.9	17.0	17.3	17.7	16.4	16.7	16.9	17.1	17.6
12H	16.8	17.0	17.2	17.5	17.9	16.6	16.9	17.1	17.3	17.8
12H 4H	16.3	16.6	16.7	17.0	17.4	16.1	16.5	16.5	16.8	17.2
6H	16.4	16.7	16.9	17.1	17.6	16.3	16.6	16.7	17.0	17.4
8H	16.6	16.9	17.1	17.3	17.8	16.4	16.7	16.9	17.1	17.6
Variations with the observer position at spacings(CIE Pub.117):										
S = 1.0H	+ 2.0 / - 3.8					+ 2.1 / - 3.8				
1.5H	+ 3.4 / - 3.6					+ 3.4 / - 3.6				
2.0H	+ 4.0 / - 2.3					+ 4.0 / - 2.4				

CIE Pub.117, 1099 lm Total Lamp Luminous Flux Correct (8log(F/F0) = 0.3)  
Area: 0.00138474 m2

C Range: 0 - 360DEG  
C Interval: 30.0DEG  
Test Speed: HIGH  
Temperature:25.3℃  
Operators:zoe  
Test Date:2023-9-16

γ Range: 0 - 180DEG  
γ Interval: 1.0DEG  
Test System:EVERFINE GO-SPEX500\_V1 SYSTEM V2.00.461  
Humidity:65.0%  
Test Distance:3.160m [K=1.0000]  
Remarks: LAMP:CMA1306-0000-000N0U0A30G Ra:90  
REFLECTOR:PM-1092A 24R  
DRIVER:9290 028 088 350mA  
30minutes warm-up



### UTILIZATION FACTORS TABLE

Test:U:220.18V I:0.0758A P:16.467W PF:0.9854 Freq:49.99Hz Lamp Flux:1099.47x1 lm		
NAME: 2118.579-ACOT-36R	TYPE:	WEIGHT:
SPEC.: 3000K	DIM.:	SERIAL No.: 2309161155
MFR.: RISE	SUR.: 0.00138474m2	Shielding Angle:

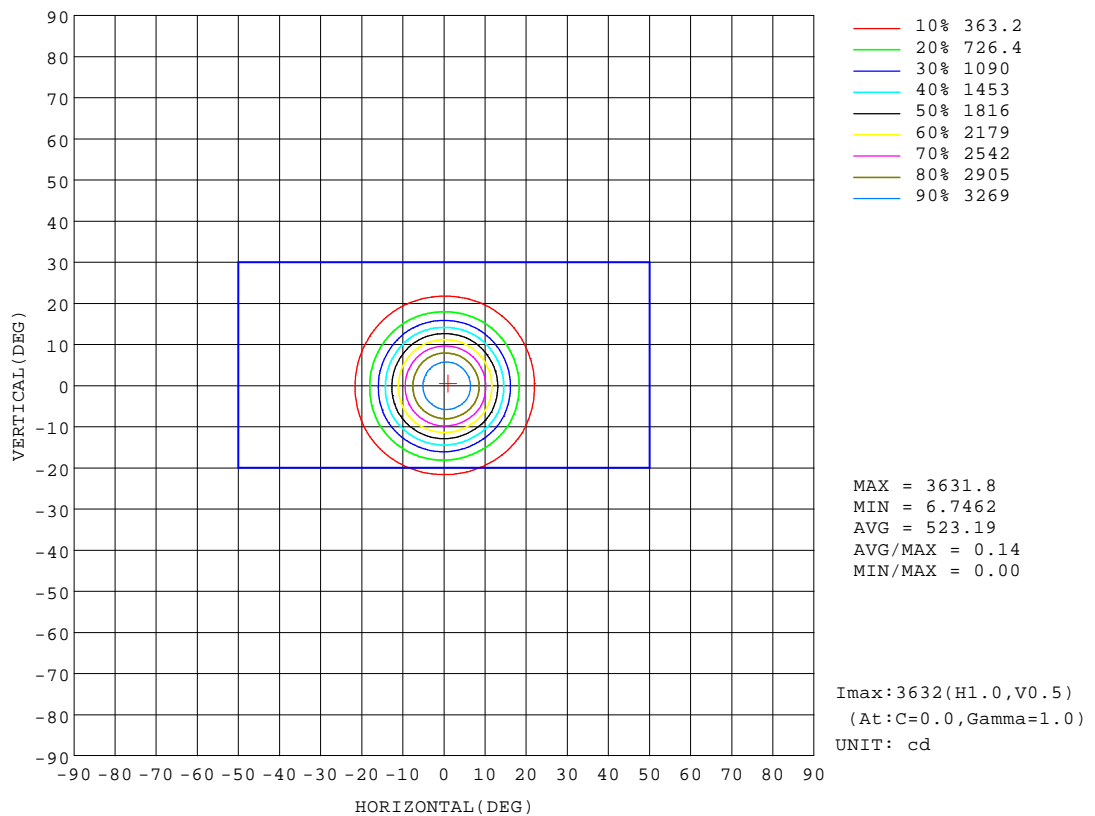
REFLECTANCE										
Ceiling	0.8	0.8	0.8	0.7	0.7	0.7	0.5	0.5	0.5	0
Walls	0.7	0.5	0.3	0.7	0.5	0.3	0.7	0.5	0.3	0
Working plane	0.2	0.2	0.2	0.2	0.2	0.2	0.2	0.2	0.2	0
ROOM INDEX	UTILIZATION FACTORS(PERCENT) $k(RI) \times RCR = 5$									
k = 0.60	70	65	62	70	65	62	69	65	62	59
0.80	76	71	69	75	71	68	74	71	68	65
1.00	79	75	72	78	75	72	77	74	72	69
1.25	82	78	76	81	78	75	80	77	75	71
1.50	84	81	78	83	80	78	82	79	77	73
2.00	86	83	81	85	82	80	83	81	79	75
2.50	87	85	82	86	84	82	84	82	80	75
3.00	89	86	84	87	85	83	85	83	81	76
4.00	90	88	86	89	87	85	86	84	83	78
5.00	91	89	88	89	88	87	86	85	84	78
ROOM INDEX	UF(total)									Direct
According to DIN EN 13032-2 2004			Suspended					SHRNOM = 1.25		

C Range: 0 - 360DEG  
C Interval: 30.0DEG  
Test Speed: HIGH  
Temperature:25.3℃  
Operators:zoe  
Test Date:2023-9-16

γ Range: 0 - 180DEG  
γ Interval: 1.0DEG  
Test System:EVERFINE GO-SPEX500\_V1 SYSTEM V2.00.461  
Humidity:65.0%  
Test Distance:3.160m [K=1.0000]  
Remarks: LAMP:CMA1306-0000-000N0U0A30G Ra:90  
REFLECTOR:PM-1092A 24R  
DRIVER:9290 028 088 350mA  
30minutes warm-up

## ISOCANDELA DIAGRAM

Test:U:220.18V I:0.0758A P:16.467W PF:0.9854 Freq:49.99Hz Lamp Flux:1099.47x1 lm		
NAME: 2118.579-ACOT-36R	TYPE:	WEIGHT:
SPEC.: 3000K	DIM.:	SERIAL No.: 2309161155
MFR.: RISE	SUR.: 0.00138474m2	Shielding Angle:




C Range: 0 - 360DEG  
C Interval: 30.0DEG  
Test Speed: HIGH  
Temperature:25.3℃  
Operators:zoe  
Test Date:2023-9-16

γ Range: 0 - 180DEG  
γ Interval: 1.0DEG  
Test System:EVERFINE GO-SPEX500\_V1 SYSTEM V2.00.461  
Humidity:65.0%  
Test Distance:3.160m [K=1.0000]  
Remarks: LAMP:CMA1306-0000-000N0U0A30G Ra:90  
REFLECTOR:PM-1092A 24R  
DRIVER:9290 028 088 350mA  
30minutes warm-up

## AAI Figure

Test:U:220.18V I:0.0758A P:16.467W PF:0.9854 Freq:49.99Hz Lamp Flux:1099.47x1 lm		
NAME: 2118.579-ACOT-36R	TYPE:	WEIGHT:
SPEC.: 3000K	DIM.:	SERIAL No.: 2309161155
MFR.: RISE	SUR.: 0.00138474m2	Shielding Angle:



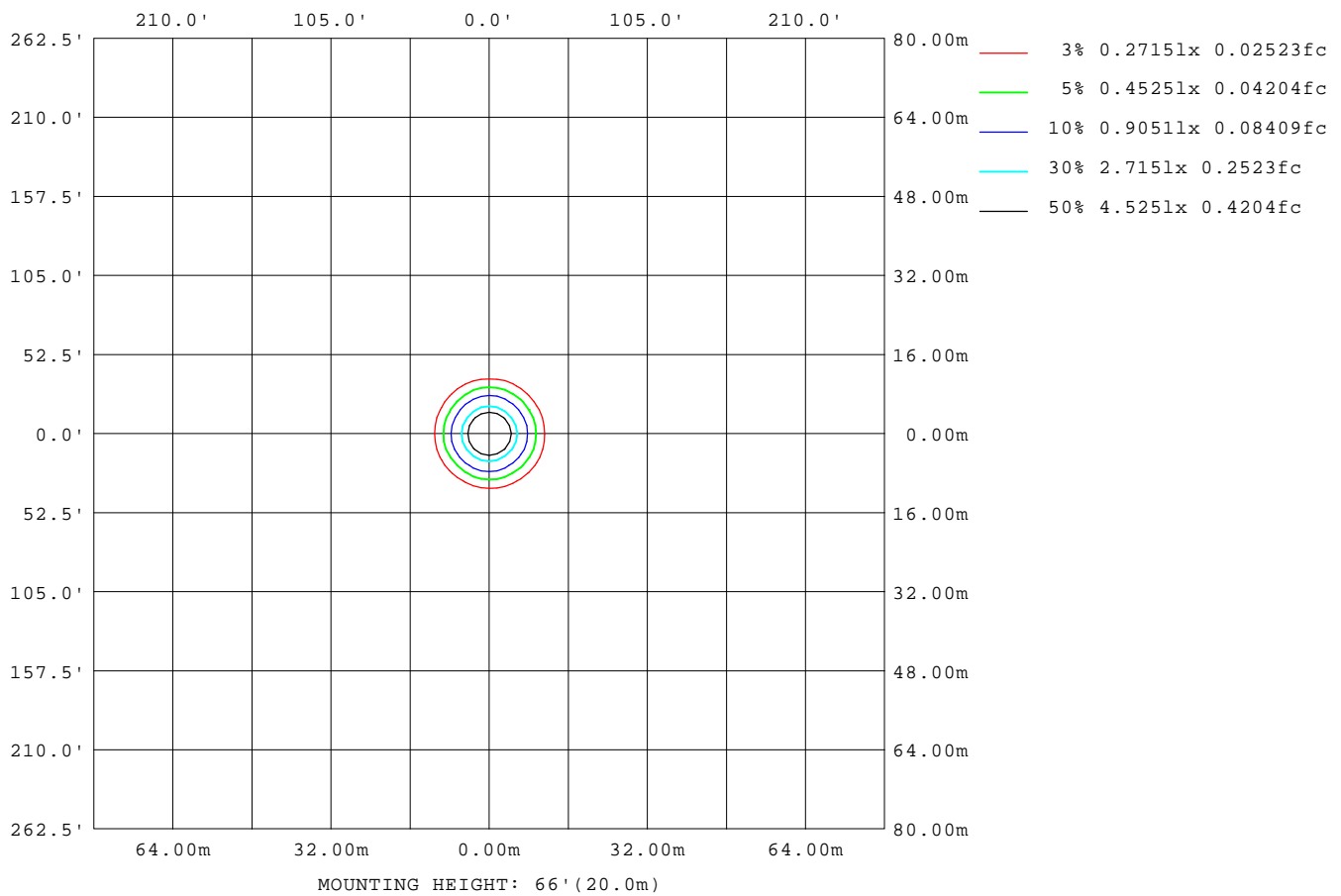
Note:The Curves indicate the illuminated area and the average illumination when the luminaire is at different distance.

C Range: 0 - 360DEG  
C Interval: 30.0DEG  
Test Speed: HIGH  
Temperature:25.3℃  
Operators:zoe  
Test Date:2023-9-16

γ Range: 0 - 180DEG  
γ Interval: 1.0DEG  
Test System:EVERFINE GO-SPEX500\_V1 SYSTEM V2.00.461  
Humidity:65.0%  
Test Distance:3.160m [K=1.0000]  
Remarks: LAMP:CMA1306-0000-000N0U0A30G Ra:90  
REFLECTOR:PM-1092A 24R  
DRIVER:9290 028 088 350mA  
30minutes warm-up

## ISOLUX DIAGRAM

Test:U:220.18V I:0.0758A P:16.467W PF:0.9854 Freq:49.99Hz Lamp Flux:1099.47x1 lm		
NAME: 2118.579-ACOT-36R	TYPE:	WEIGHT:
SPEC.: 3000K	DIM.:	SERIAL No.: 2309161155
MFR.: RISE	SUR.: 0.00138474m2	Shielding Angle:



C Range: 0 - 360DEG  
C Interval: 30.0DEG  
Test Speed: HIGH  
Temperature:25.3℃  
Operators:zoe  
Test Date:2023-9-16

γ Range: 0 - 180DEG  
γ Interval: 1.0DEG  
Test System:EVERFINE GO-SPEX500\_V1 SYSTEM V2.00.461  
Humidity:65.0%  
Test Distance:3.160m [K=1.0000]  
Remarks: LAMP:CMA1306-0000-000N0U0A30G Ra:90  
REFLECTOR:PM-1092A 24R  
DRIVER:9290 028 088 350mA  
30minutes warm-up

### LED Avg.L Report

Test:U:220.18V I:0.0758A P:16.467W PF:0.9854 Freq:49.99Hz Lamp Flux:1099.47x1 lm		
NAME: 2118.579-ACOT-36R	TYPE:	WEIGHT:
SPEC.: 3000K	DIM.:	SERIAL No.: 2309161155
MFR.: RISE	SUR.: 0.00138474m2	Shielding Angle:

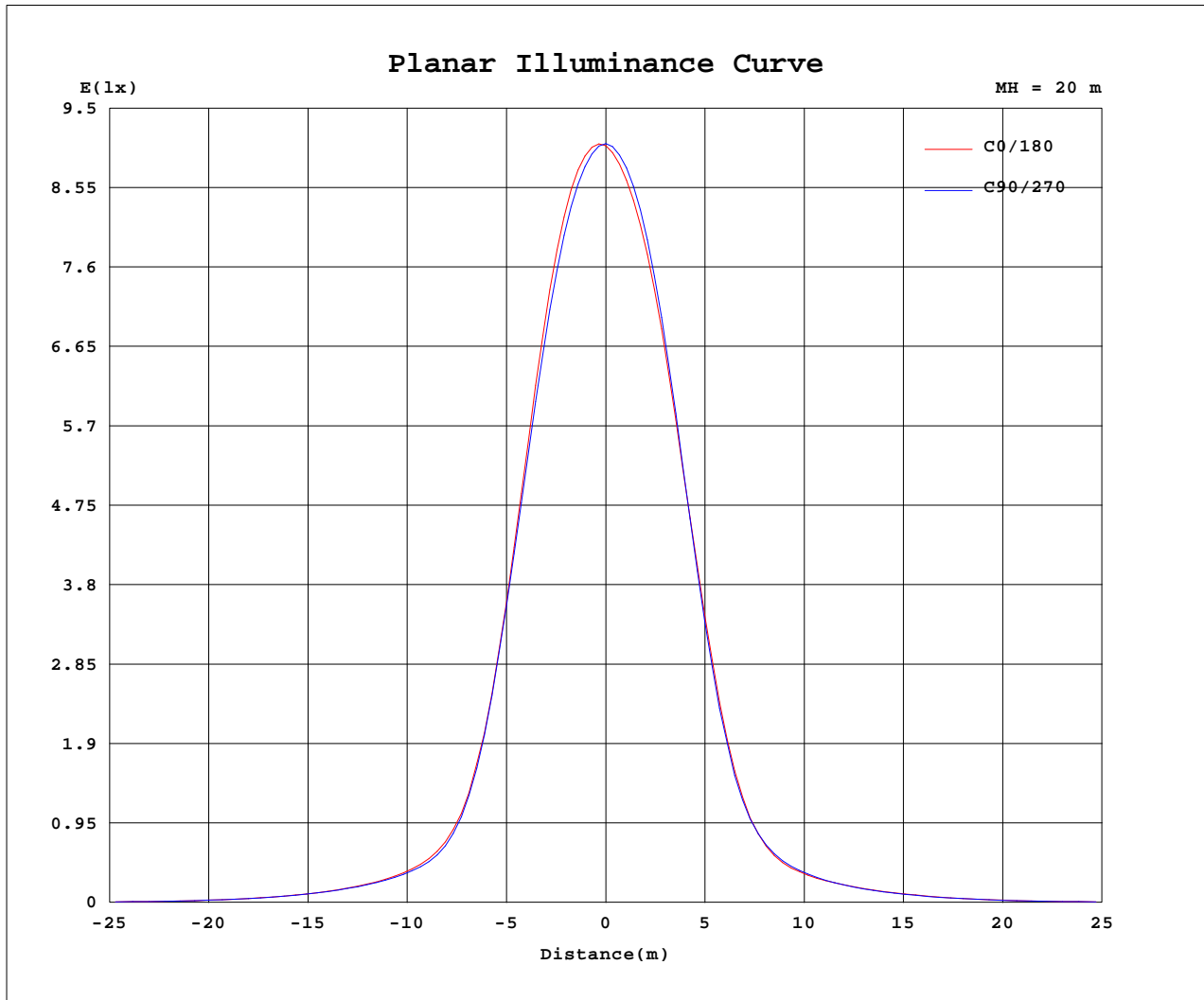
AvgL	cd/m2
L_0~180(65)av	5404
L_0~180(75)av	4989
L_0~180(85)av	8563
L_90~270(65)av	5252
L_90~270(75)av	4971
L_90~270(85)av	8439
L_45(65)av	5370
L_45(75)av	4964
L_45(85)av	8395

Standard: GB/T 29293-2012

C Range: 0 - 360DEG  
C Interval: 30.0DEG  
Test Speed: HIGH  
Temperature:25.3℃  
Operators:zoe  
Test Date:2023-9-16

γ Range: 0 - 180DEG  
γ Interval: 1.0DEG  
Test System:EVERFINE GO-SPEX500\_V1 SYSTEM V2.00.461  
Humidity:65.0%  
Test Distance:3.160m [K=1.0000]  
Remarks: LAMP:CMA1306-0000-000N0U0A30G Ra:90  
REFLECTOR:PM-1092A 24R  
DRIVER:9290 028 088 350mA  
30minutes warm-up

## Planar Illuminance Curve



C Range: 0 - 360DEG  
 C Interval: 30.0DEG  
 Test Speed: HIGH  
 Temperature: 25.3 °C  
 Operators: zoe  
 Test Date: 2023-9-16

γ Range: 0 - 180DEG  
 γ Interval: 1.0DEG  
 Test System: EVERFINE GO-SPEX500\_V1 SYSTEM V2.00.461  
 Humidity: 65.0%  
 Test Distance: 3.160m [K=1.0000]  
 Remarks: LAMP: CMA1306-0000-000N0U0A30G Ra:90  
 REFLECTOR: PM-1092A 24R  
 DRIVER: 9290 028 088 350mA  
 30minutes warm-up

## LUMINOUS DISTRIBUTION INTENSITY DATA

Test:U:220.18V I:0.0758A P:16.467W PF:0.9854 Freq:49.99Hz Lamp Flux:1099.47x1 lm		
NAME: 2118.579-ACOT-36R	TYPE:	WEIGHT:
SPEC.: 3000K	DIM.:	SERIAL No.: 2309161155
MFR.: RISE	SUR.: 0.00138474m2	Shielding Angle:

Table--1

UNIT: cd

C(DEC)	0	30	60	90	120	150	180	210	240	270	300	330						
γ (DEC)	0	30	60	90	120	150	180	210	240	270	300	330						
0	3627	3627	3627	3627	3627	3627	3627	3627	3627	3627	3627	3627						
5	3455	3454	3403	3363	3320	3302	3285	3290	3318	3348	3388	3422						
10	2596	2606	2533	2506	2479	2461	2422	2411	2433	2447	2492	2532						
15	1350	1374	1315	1333	1330	1338	1289	1254	1268	1252	1286	1295						
20	515	524	491	495	497	508	489	477	486	483	499	498						
25	247	250	237	230	224	226	223	224	231	235	241	242						
30	154	157	150	148	143	146	146	145	147	145	148	148						
35	98.5	100	96.7	96.4	92.9	96.9	97.0	95.4	95.6	93.9	93.0	94.3						
40	60.7	61.3	59.5	59.1	56.4	58.5	59.2	58.3	58.6	57.6	56.5	58.1						
45	33.8	34.3	33.4	33.0	31.5	33.1	33.5	32.9	33.2	32.7	31.3	32.2						
50	17.5	18.0	17.4	17.0	16.1	17.0	17.3	16.9	16.9	16.7	15.9	16.5						
55	8.46	8.62	8.31	7.89	7.54	7.97	8.13	8.01	8.03	7.98	7.79	8.07						
60	4.55	4.58	4.40	4.13	4.17	4.24	4.29	4.30	4.33	4.39	4.57	4.54						
65	3.24	3.25	3.14	3.00	3.02	3.04	3.09	3.07	3.10	3.14	3.26	3.24						
70	2.38	2.37	2.32	2.26	2.25	2.23	2.26	2.25	2.28	2.30	2.37	2.37						
75	1.84	1.84	1.81	1.78	1.75	1.73	1.73	1.73	1.75	1.78	1.81	1.82						
80	1.51	1.51	1.49	1.46	1.42	1.39	1.39	1.40	1.42	1.46	1.47	1.49						
85	1.10	1.10	1.06	1.05	1.00	0.99	0.97	0.95	0.98	0.99	1.00	1.03						
90	0.00	0.00	0.00	0.00	0.00	0.00	0.00	0.00	0.00	0.00	0.00	0.00						
95	0.00	0.00	0.00	0.00	0.00	0.00	0.00	0.00	0.00	0.00	0.00	0.00						
100	0.00	0.00	0.00	0.00	0.00	0.00	0.00	0.00	0.00	0.00	0.00	0.00						
105	0.00	0.00	0.00	0.00	0.00	0.00	0.00	0.00	0.00	0.00	0.00	0.00						
110	0.00	0.00	0.00	0.00	0.00	0.00	0.00	0.00	0.00	0.00	0.00	0.00						
115	0.00	0.00	0.00	0.00	0.00	0.00	0.00	0.00	0.00	0.00	0.00	0.00						
120	0.00	0.00	0.00	0.00	0.00	0.00	0.00	0.00	0.00	0.00	0.00	0.00						
125	0.00	0.00	0.00	0.00	0.00	0.00	0.00	0.00	0.00	0.00	0.00	0.00						
130	0.00	0.00	0.00	0.00	0.00	0.00	0.00	0.00	0.00	0.00	0.00	0.00						
135	0.00	0.00	0.00	0.00	0.00	0.00	0.00	0.00	0.00	0.00	0.00	0.00						
140	0.00	0.00	0.00	0.00	0.00	0.00	0.00	0.00	0.00	0.00	0.00	0.00						
145	0.00	0.00	0.00	0.00	0.00	0.00	0.00	0.00	0.00	0.00	0.00	0.00						
150	0.00	0.00	0.00	0.00	0.00	0.00	0.00	0.00	0.00	0.00	0.00	0.00						
155	0.00	0.00	0.00	0.00	0.00	0.00	0.00	0.00	0.00	0.00	0.00	0.00						
160	0.00	0.00	0.00	0.00	0.00	0.00	0.00	0.00	0.00	0.00	0.00	0.00						
165	0.00	0.00	0.00	0.00	0.00	0.00	0.00	0.00	0.00	0.00	0.00	0.00						
170	0.00	0.00	0.00	0.00	0.00	0.00	0.00	0.00	0.00	0.00	0.00	0.00						
175	0.00	0.00	0.00	0.00	0.00	0.00	0.00	0.00	0.00	0.00	0.00	0.00						
180	0.00	0.00	0.00	0.00	0.00	0.00	0.00	0.00	0.00	0.00	0.00	0.00						

C Range: 0 - 360DEG  
C Interval: 30.0DEG  
Test Speed: HIGH  
Temperature:25.3℃  
Operators:zoe  
Test Date:2023-9-16

γ Range: 0 - 180DEG  
γ Interval: 1.0DEG  
Test System:EVERFINE GO-SPEX500\_V1 SYSTEM V2.00.461  
Humidity:65.0%  
Test Distance:3.160m [K=1.0000]  
Remarks: LAMP:CMA1306-0000-000N0U0A30G Ra:90  
REFLECTOR:PM-1092A 24R  
DRIVER:9290 028 088 350mA  
30minutes warm-up